

**CUSTOMER ASSISTANCE GUIDE
BUILDING PERMIT APPLICATION SUBMITTAL REQUIREMENTS**

**SINGLE FAMILY DWELLING
(OTHER THAN MANUFACTURED OR INDUSTRIALIZED HOUSING)**

- Please read all of the following information.
- The following is a check list. You must have a “checkmark” in all the sections listed below prior to submitting your application.

_____ “Affidavit of Exemption” (See attached form) If you are hiring a contractor to construct your dwelling, and they have workers’ compensation, have the contractor or their insurance carrier provide us with a “Certificate of Insurance” showing proof of such. If the homeowner or a contractor without workers’ compensation is constructing the dwelling, the attached form must be completed and notarized.

_____ Sewer permit if applicable. _____ Septic permit if applicable.

_____ A site plan showing the outside dimensions of the proposed dwelling, including distances in feet to the front, sides and rear property lines.

_____ Three (3) sets of complete construction documents that show in detail code compliance for all of the work proposed to include but not limited to the following information;

- _____ Home buyer must be given the option to have an automatic fire sprinkler system installed.
- _____ If buyer chooses not to install sprinklers a detail of the basement floor ceiling assembly must be submitted. (first floor joist size, species and grade of wood)
- _____ Floor plan showing sizes of all rooms.
- _____ Footing detail including depth below frost line, thickness, width, and rebar.
- _____ Type of foundation, showing type of masonry, waterproofing and anchorage of home to foundation.
- _____ Roof rafter size – species and grade of wood.
- _____ Rafter spacing (16” on center, 24” on center, etc).
- _____ Thickness and type of roof sheathing.
- _____ Ceiling joist size and spacing.
- _____ Floor joist size and spacing.
- _____ Wall sections showing top and bottom plates and headers.
- _____ Location and size of all beams.
- _____ Sizes of all doors.
- _____ Window type – including sizes and the net clear opening dimensions of all sleeping room windows (emergency egress).
- _____ Smoke alarms and carbon monoxide alarms - number and placement.
- _____ Insulation – U - Values for windows, R – Values for exterior walls, attic and foundation.
- _____ Heating.
- _____ Plumbing.
- _____ Electrical.
- _____ Stairs (riser height maximum 8 ¼” tread depth minimum 9”)
- _____ Stairs – handrail (height from nose of thread min 34” max 38”)
- _____ Guardrail (34” minimum measured vertically from nose of thread)
- _____ Width of stairs (36” minimum)
- _____ Location and size of basement emergency escape opening.
- _____ Wall bracing detail (material, length and fastening).
- _____ Completed building permit application.

MDIA will review plans submitted to determine code compliance. If the minimum submittal requirements are not met, we will ask the applicant to supply additional information. If the minimum requirements are met, the plans will be stamped “approved”. A building permit will be issued and the applicant will be notified of the inspection fees and when they can pick-up the permit at the Municipal Building. All fees shall be paid prior to the issuance of the permit. Then use the inspection procedures provided to have all the required inspections performed.

INSPECTION PROCEDURES SINGLE FAMILY DWELLING

- Building permit must be posted on the site of the work and clearly visible from the road until completion of the project.
- Your approved plans must be available at time of the inspection. These are the plans that were submitted with your application and were marked "Approved" by the building inspection agency.
- **DO NOT schedule an inspection if the work is not ready!!!!**
- When scheduling an inspection, you must supply your permit number to the inspector.

PLEASE GIVE THREE (3) WORKING DAYS ADVANCE NOTICE **FOOTING INSPECTION WILL BE GIVEN PRIORITY** **MIDDLE DEPARTMENT INSPECTION AGENCY, INC.**

1. Footing inspection – To be done after forming and prior to placing of concrete.
Inspector, Patrick Duffy Phone, 1-800-922-6342
2. Foundation inspection – French drain and water-proofing prior to backfilling.
Inspector, Patrick Duffy Phone, 1-800-922-6342
3. Plumbing under slab (rough-in) done prior to placing concrete floor.
Inspector, Patrick Duffy Phone, 1-800-922-6342
4. Electrical – Rough-in to be done prior to insulating.
Inspector, Demeco Poindexter Phone, 1-800-608-6342
5. Framing inspection – Done prior to insulating, but after heating, plumbing and wiring are roughed in, and prior to any exterior finishes being applied.
Inspector, Patrick Duffy Phone, 1-800-922-6342
6. Energy conservation.
Inspector, Patrick Duffy Phone, 1-800-922-6342
7. Wallboard. Only needed if there is an integral or attached garage.
Inspector, Patrick Duffy Phone, 1-800-922-6342
8. Final Electrical - When job is completely finished.
Inspector, Demeco Poindexter Phone, 1-800-608-6342
9. Final inspection – When job is completely finished, prior to occupancy permit and after plumbing, mechanical and electrical.
Inspector, Patrick Duffy Phone, 1-800-922-6342

BEFORE DIGGING CALL 811 – SEE ATTACHED BROCHURE









Safe digging is
no accident!

Know what's
below.

Dial 8-1-1
before you dig.



TEMPORARY MARKING GUIDELINES

	WHITE	Proposed Excavation
	PINK	Temporary Survey Markings
	RED	Electric Power Lines, Cables, Piping and Lighting Cables
	YELLOW	Gas, Oil, Steam, Petroleum or Gaseous Materials, Hazardous Materials
	ORANGE	Communication, Alarm or Signal Lines, Cables or Conduit and Traffic Loops
	BLUE	Potable Water
	PURPLE	Reclaimed Water, Irrigation and Slurry Lines
	GREEN	Sewers and Drain Lines

The following information is needed when you call PA One Call System.

YOUR TELEPHONE NUMBER

YOUR MAILING ADDRESS

COUNTY - The name of the county where the work will take place

MUNICIPALITY - City, Township or Borough where the work will take place

THE ADDRESS WHERE THE WORK WILL TAKE PLACE

THE NEAREST INTERSECTING STREET TO THE WORK SITE

THE NAME OF A SECOND INTERSECTION NEAR THE WORK SITE

IS THE PROPOSED EXCAVATION AREA (WORK SITE) MARKED IN WHITE (for utility use)

OTHER INFORMATION THAT WOULD HELP THE LOCATOR FIND THE SITE - Clarifying information to help the locator find the exact location of the dig

THE TYPE OF WORK BEING DONE

WHETHER THE WORK WILL TAKE PLACE IN: Street, Sidewalk, Public or Private Property

THE APPROXIMATE DEPTH YOU ARE DIGGING

THE EXTENT OF THE EXCAVATION - The approximate size of the opening; the length and width or diameter

THE METHOD OF EXCAVATION - How will the earth be moved?

WHO IS THE WORK BEING DONE FOR

PERSON TO CONTACT IF THE UTILITIES HAVE QUESTIONS

THE CONTACT PERSON'S PHONE NUMBER - The phone number with area code for daytime contact

THE BEST TIME TO CALL

FAX NUMBER AND/OR EMAIL ADDRESS - The responses from the facility owners will be sent to you

SCHEDULED EXCAVATION DATE AND START TIME - not less than 3 business days or more than 10 business days.

ANY ADDITIONAL REMARKS YOU MAY HAVE

DURATION OF A JOB - How long will the job take

YOU WILL BE GIVEN A 10 DIGIT SERIAL NUMBER AS CONFIRMATION OF YOUR CALL AND OUR SYSTEM WILL SEND YOU THE RESPONSES FROM THE UTILITIES ON THE MORNING OF YOUR SCHEDULED EXCAVATION DATE VIA FAX OR EMAIL

Know what's below,
Dial 8-1-1 before you dig.



www.pa811.org

What do we do?

We are the "Call before you dig!" company for all of Pennsylvania. If you plan to disturb the earth with powered equipment, you are required by Pennsylvania law to notify the underground utility companies of your intent to do so. Notification occurs by calling 8-1-1 or 1-800-242-1776, 24 hours of the day, every day of the year. Notification can also be done on our website at www.paonecall.org.

We will then notify the utility companies nearby of your intent to dig. The utility companies are responsible to mark where their underground lines are located with colored flags, paint or chalk.

Please Note:

- PA One Call does not mark utility lines.
- In some cases, the utility company may not mark the service lines you own.
- If you need your sewer drain cleared be sure to check www.paonecall.org/crossbore for Call Before You Clear information or call 811 for more information.

Why should you call?

Safe digging is no accident! If you are installing a fence or deck, or digging for a mailbox post, patio or other excavation project, it is important to know what's below. Dial 8-1-1 or 1-800-242-1776 before you dig. The utility companies do not want an accident, either. The best way to learn where underground utility lines are located is to call before you dig.

For more information, visit www.pa811.org



Homeowner Quick Tips

- One easy phone call to 8-1-1 three to ten business days before digging begins helps keep your neighborhood safe.
- Call on Monday or Tuesday if you plan to dig on Saturday or Sunday.
- The utility companies will mark where their underground lines are located with colored paint, flags or chalk.
- Do not remove the flags if you see them in your yard.
- Our service is no cost to homeowners.
- Did you hire someone to install your fence, deck or new patio? Ask to see the **PA One Call** serial number before allowing them to dig on your property.

The Excavator's Responsibility

- Dial 8-1-1 or 1-800-242-1776.
- Do not allow anyone to excavate on your property without calling.
- Always look for the markings on the ground before your dig date.
- If you do not see markings, do not allow anyone to dig. Wait for the lines to be marked by the utility.
- Whoever places the call will receive an email or fax with a list of facility owners who have marked or have not marked. Pay attention to this message.
- Respect the markings by not removing flags or disturbing the actual markings.
- Exercise care around the marked lines by hand digging.
- When the project is complete, the excavator should remove the flags or marks from the ground or pavement.
- Report mishaps by dialing 8-1-1. Report emergencies by dialing 9-1-1.

THIS FORM REQUIRES A NOTARY SEAL

AFFIDAVIT OF EXEMPTION

The undersigned affirm that he/she is not required to provide workers compensation insurance under the provisions of Pennsylvania's Workers' Compensation Law for one of the following reasons, as indicated:

- _____ Property owner performing own work. If property owner does hire contractor to perform any work pursuant to building permit, contractor must provide proof of workers' compensation insurance to the municipality. Homeowner assumes liability for contractor compliance with this requirement.

- _____ Contractor has no employees. Contractor prohibited by law from employing any individual to perform work pursuant to this building permit unless contractor provides proof of insurance to the municipality.

- _____ Religious exemption under the Workers' Compensation Law. All employees of contractor are exempt from workers' compensation insurance (attach copies of religious exemption letter for all employees).

Signature of Applicant

County of _____

Municipality of _____

Subscribed, sworn to and acknowledged
before me by the above _____
this _____ Day of _____
20 _____.

SEAL

Notary Public